



提供最耐用的解决方案

OFFER YOU THE MOST DURABLE SOLUTIONS

徐州炎黄工程机械有限公司

CNS Machinery (Xuzhou) Co., Ltd.

地址:江苏省徐州市铜山经济开发区

Add: Tongshan Economic Development Zone, Xuzhou, JiangSu province, China.

电话(Tel) : (0086) 178 2648 0652

邮箱 ( E-mail ) : admin@cnsmach.com marketing@cnsmach.com



[www.cnsmach.com](http://www.cnsmach.com)

[cnsmach.en.made-in-china.com](http://cnsmach.en.made-in-china.com)



徐州炎黄工程机械有限公司

CNS Machinery (Xuzhou) Co., Ltd.

TAIL LIFT CATALOG



# 徐州炎黄工程机械有限公司 >>>>>>>>

## CNS Machinery (Xuzhou) Co., Ltd.



### CERTIFICATE 证书

CNS Group, located in Xuzhou city, is a group enterprise with: Lifting machinery factory including marine crane, truck mounted crane, aerial work vehicle and truck tail lift -CNS Machinery (Xuzhou) Co., Ltd.

Hydraulic cylinder factory-Yanhuang hydraulic cylinder (Anhui) Co., Ltd & Yanhuang hydraulic cylinder (Xuzhou) Co., Ltd.

Health care product: Smart plant factory and Oxygen Chamber factory-CNS Machinery(Suzhou) Co., Ltd.

By maintaining strict inspection systems from raw materials to finished product, since 2006 when the factory was established, and now has integrated R&D, fabrication and domestic transportation systems and sales. Based on rapid development and growth, we started export in 2015, and expanded our factory to 60000 m2 in 2023 to meet the higher demand.

CNS has strict inspection systems from raw materials to finished products, 'Never compromise in quality' is the basic principle. CNS invests nearly quarter of saleroom in R&D and provides OEM/ODM service for both in and abroad. CNS products have been exported to Middle East, South East Asia, South America, Russia, Turkey and other European countries.

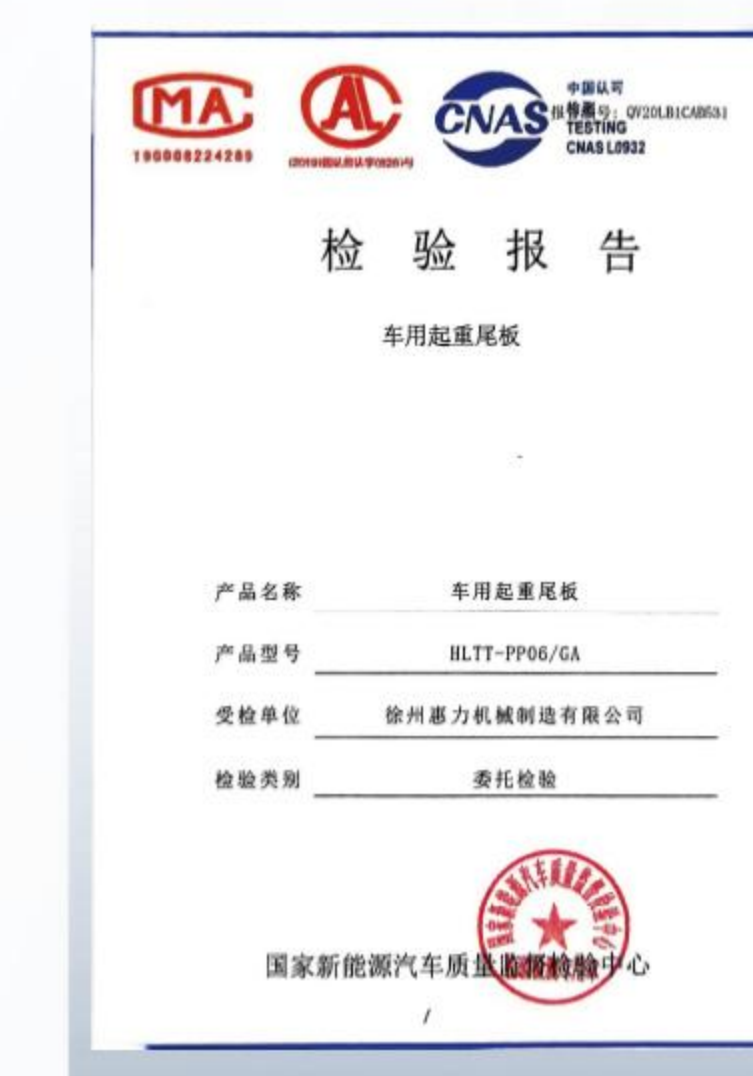
CNS集团位于徐州市，是一家集起重机械工厂：包括船用起重机、车载起重机、高空作业车及汽车尾板——CNS机械（徐州）有限公司。

液压油缸工厂：安徽炎黄液压科技有限公司 & 徐州炎黄工程机械有限公司。

健康护理产品：智能植物工厂与氧气舱工厂——CNS机械（宿州）有限公司。

自2006年工厂成立以来，通过从原材料到成品的严格检验体系，现已发展成为集研发、生产制造、国内运输系统和销售为一体的企业。基于快速发展和增长，我们于2015年开始出口，并于2023年将工厂面积扩建至60000平方米，以满足更高的需求。

CNS从原材料到成品都有严格的检验体系，“质量永不妥协”是基本原则。CNS每年将近四分之一的销售额投入到研发中，并为国内外客户提供OEM/ODM服务，产品远销中东、东南亚、南美、俄罗斯、土耳其及其他欧洲国家。





## 悬臂尾板

大多数是以带有五只油缸的悬式支架通过吊板安装固定于汽车尾端的大梁上，通过电控、泵站系统操作，控制尾板板面由垂直状-向后翻开至板面水平-下降至地面向下倾斜至板面前端与地面贴合。此时可打开车箱门，进行卡车的装卸货物作业，全部过程可由一人操作。安全便捷。此类产品的特点是载重量大，故障率低;适用于航天、军事、各种箱式货车、敞车、邮政、银行、超市物流等特种运输车辆，是最为广泛应用的一种结构形式。

## My Company's Main Cantilever Automobile Lift Plate Mode

以下为我公司主要的悬臂汽车尾板型号

型号Model	TT-QB10/110	TT-QB10/130	TT-QB15/150	TT-QB20/150
举升重量Lifting Weight	1000Kg	1000Kg	1500Kg	2000Kg
举升高度Lifting Height	1100	1300	1500	1500
板面尺寸Panel Size	可定制 customizable	可定制 customizable	可定制 customizable	可定制 customizable
整机颜色The Machine Color	可定制 customizable	可定制 customizable	可定制 customizable	可定制 customizable

根据您的需要选择如有特殊要求我公司会为您私人定制，以达到您的使用要求。

悬臂尾板是现在市场应用最为广泛的尾板。

Cantilever tail lift is designed according to the width of the vehicle, Customized to meet your requirements.

## Cantilever Lift

Cantilever lift fixe on the car tail girder with five oilcylinder, operate through the electronic control, pumpstation system, The characteristics of such products is bigcapacity, low failure rate. It is suitable for aerospace,military, all kinds of box-type trucks, gondola car, postal, Banks, supermarkets, logistics and other specialtransportation vehicles.It is the most widely used form ofstructure.

## 性能特点

- 载重量大，故障率低。
- 采用具有记忆功能的平衡油缸低头，安全可靠。
- 举升臂采用方管型材式焊接，减少焊接部位，结构强度和可靠性更高。
- 管路及接头少，系统更为简单高效。液压系统进一步优化，减少泄漏隐患，系统故障率更低。
- 关门油缸行程可调节型，在尾板安装完毕后，可将关门缸进行调节，限制其行程，使其行程正好实现关门到位，避免行程过大对车辆尾部的冲撞。



## Performance Characteristics

- 1.Short type of 1000kg series products, the requirements of the installation of vehicle tail is shorter, maximm liftingheight become lower.
- 2.Use balance cylinde with memory function which is safeand reliable.
- 3.Square tube profile is used for lifting boom welding,itcan reduce the welding parts and make the structurestronger and higher
- 4.Less pipe fittings,optimized hydraulic system to reduceleakage trouble.
- 5.Closing oil cylinder can be regulated which avoidexcessive stroke at the rear of vehicle.



配置及特点	Configuration and characteristics
动力单元 Power section	分体集成式结构，双过滤供油系统，全封闭一体化箱体，大容量油箱，高性能马达及控制单元 fission integrated structure, double filter for oil supply system, totally enclosed integration case, high performance motor
油泵 Oil pump	一体化壳体结构，双侧隙补偿功能：压力更高，寿命更长 integrated construction, bilateral gap compensation function
阀件 Valve	意大利Italy
液压系统 The hydraulic system	五缸配置，平衡油缸自动调平 five balanced oil cylinder
密封件 Sealing element	意大利POLYPAC，美国SKF Italy POLYPAC, America SKF
电控箱 Electric cabinet	高强度复合材料，密封更好 high strength composite materials
旋转部件 Rotating parts	双金属复合材料生产的自润滑轴承摩擦小，免维护 bimetal composite material,low maintenance
尼龙滚轮 Nylon roller	耐磨滚轮，有效保护尾板 wear-resistant roller
板面结构 Panel structure	整体式integral type
大板止滑装置 Big board slide device	选配部件Optional components
防爆阀 Explosion-proof valve	选配部件Optional components

复合纤维衬套  
Composite fiber bushing

Longer service life, no need for later maintenance or grease, giving you peace of mind.



National voluntary certification products

Fifteen years of professional hydraulic cylinder manufacturing ensures product quality.

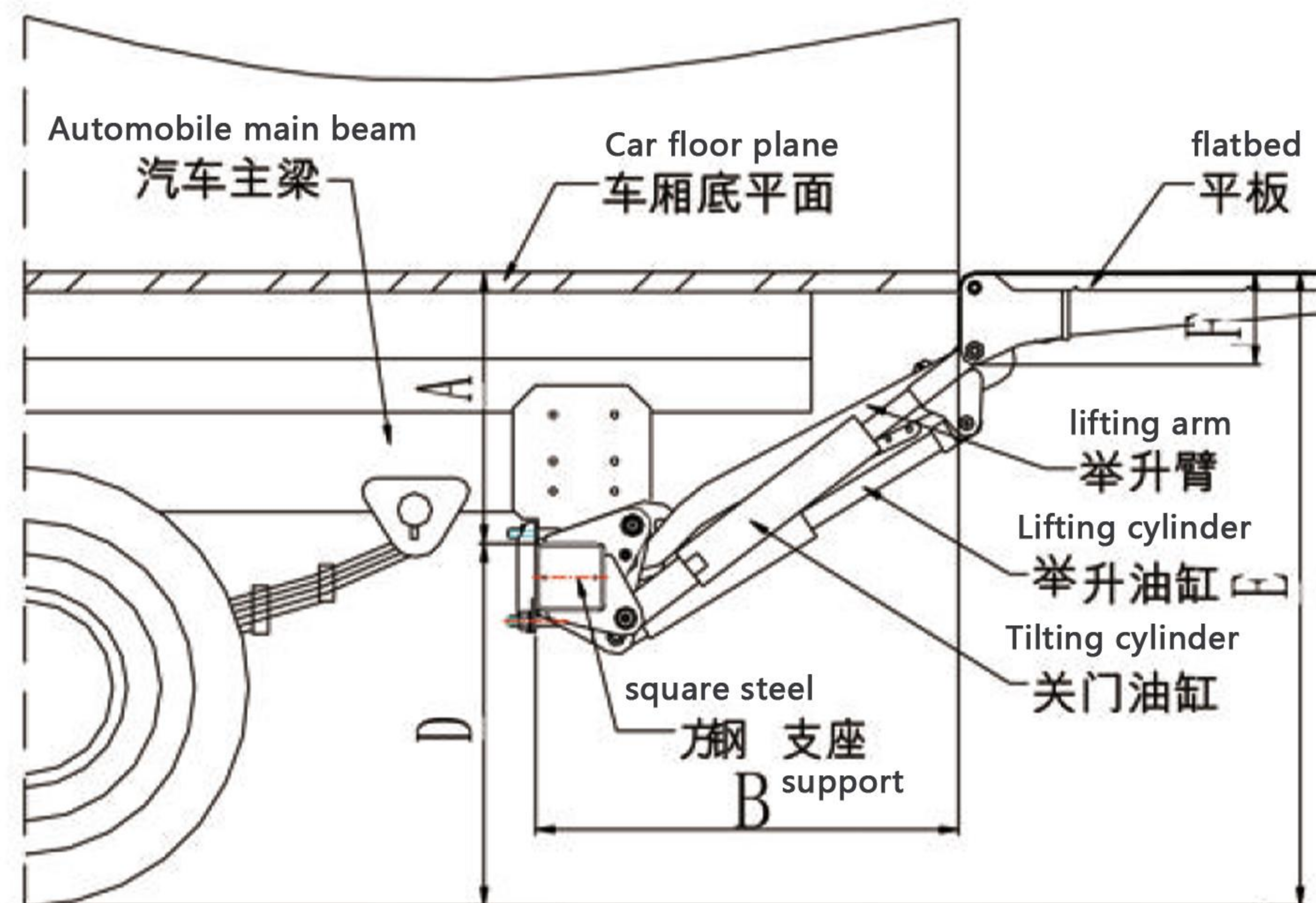

7200 hours of dedicated research and development bring higher quality.

铁板整机喷塑  
Powder coating of the entire iron plate machine

The coating boasts excellent appearance quality, strong adhesion, and high mechanical strength. It will not rust, fade, crack, weather, age, or peel off, regardless of the harshness of the environment, and it also exhibits good self-cleaning properties.



Every tailgate is insured, so you can use it with peace of mind.



尾板参数		The tail plate parameters				
型号	板面尺寸(mm)	额定载重(kg)	最大举升(mm)	系统压力(Mpa)	工作电压(V)	升降速度(mm/s)
TT-QBQ0.5/085S	(1500-2100) × (1500-2100)	500	850	16	12/24	80
TT-QBQ10/105S	(1800-2200) × (1650-2500)	1000	1050	16	12/24	80
TT-QBQ10/130S	(1800-2200) × (1650-2500)	1000	1300	16	12/24	80
TT-QBQ15/105S	(1800-2200) × (1650-2500)	1500	1050	16	12/24	80
TT-QBQ15/130S	(1800-2200) × (1650-2500)	1500	1300	16	12/24	80
TT-QBQ20/105S	(1800-2200) × (1650-2500)	2000	1050	16	12/24	80
TT-QBQ20/130S	(1800-2200) × (1650-2500)	2000	1300	16	12/24	80



折叠尾板

Folding Tail Lift



隐藏尾板

Slide Tail Lift

